




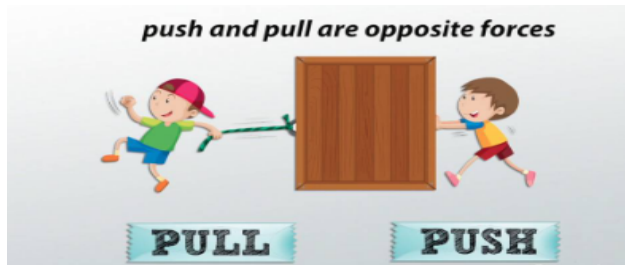
Second Grade Science

2nd Grade Science: Activity 1

How do pushes and pulls move an object?




Directions: This handout can also accompany a KCSatHome Teacher Video. If you have access to the video, watch the video before doing this activity. You can find the videos at <https://www.knoxschools.org/Page/21816>



A force is a push or a pull. A push or a pull can make objects move. A push moves an object away from the push. A pull moves an object toward the pull.

Take a walk, with an adult, through your home or outside. Find two objects that can be moved with a push or a pull. Can you find an object that you have to push in order for it to move? Can you find an object that you must pull in order for it to move?

Force	Object Draw it or write it	Explain How is the force moving the object?
Push		The boy is pushing the little car.
Push		

Pull		
Pull		The girl is pulling the rope towards her body.