




Kindergarten Science

Kindergarten Science: Activity 2

How can you build a house out of paper?



Directions: This handout can also accompany a KCSatHome Teacher Video. If you have access to the video, watch the video before doing this activity. You can find the videos at <https://www.knoxschools.org/Page/21816>

Part 1:

Think about the story of The Three Little Pigs. What materials did they use to build their homes?


Circle the material that was the most durable.



straw



sticks



bricks


Part 2: How can you build a house out of paper?

Collect at least 3 different types of paper in your home.


Some examples are: newspaper, paper towel, writing paper, cardstock, tissues, toilet paper, cardboard, wrapping paper, or wax paper.

In the chart below, draw a picture of the types of paper that you chose to test. Put a check in the box provided if the paper is strong or not.





Type of Paper Draw it	Strong/Durable ✓	Not strong/durable ✓



Step 3: Build a house out of the most durable paper product you chose.

First draw a picture of your paper house. Next build your house out of durable paper.

