



Kindergarten Math


This packet includes four sections that cover some of the major content of Kindergarten Math. Each section includes notes and practice for each topic. For additional support, visit KCS TV on YouTube for instructional videos that accompany each section.

The following content is included in this packet:


	Topic			
	I. Counting and Cardinality	II. Teen Numbers	III. Addition and Subtraction	IV. Shapes
Activity 1	Counting with a Hundred Chart	Counting Teen Numbers	Addition	Name Shapes
Activity 2	Writing Numbers	Number Bonds and Ten-Frames for Teen Numbers	Subtraction	Compare Shapes

Kindergarten Math- Activity Section II

Have your child color a group of 15 paint jars, using green for 10 of them and orange for the extras. Tell your child to color a group of 12 watercolors in the tray, using green for 10 of them and purple for the extras. Have your child color the rest of the picture.




Color the first ten cubes red. Then color three more cubes a different color, green. Circle and say the number that represents the number of total cubes.



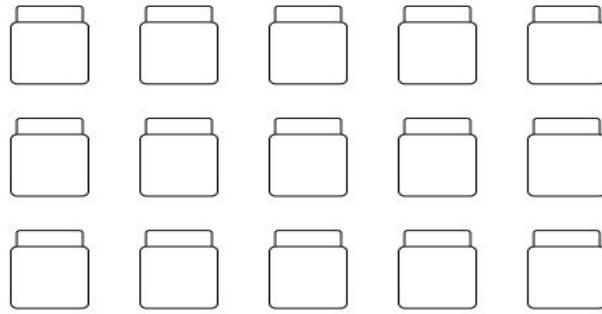
11 12 13 14 15 16 17 18 19

Color the first ten cubes red. Then color the "extras" a different color. Circle and say the number that represents the number of total cubes.



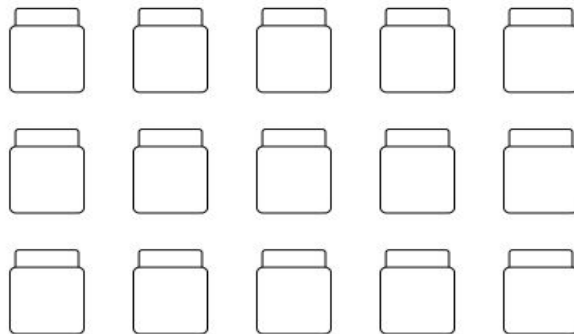
11 12 13 14 15 16 17 18 19

Color the first ten cubes red. Color four cubes blue. How many cubes have you colored in all? Circle and say the number.



11 12 13 14 15 16 17 18 19

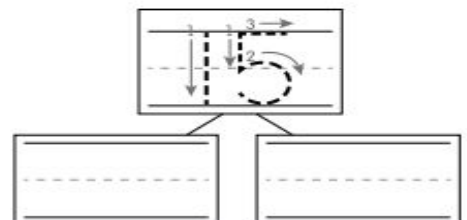
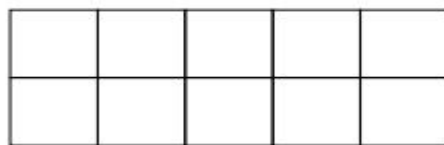
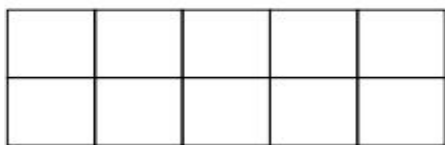
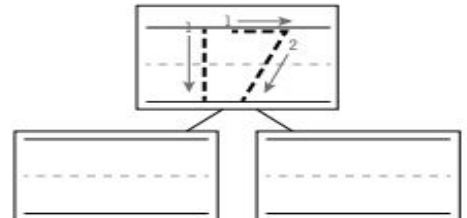
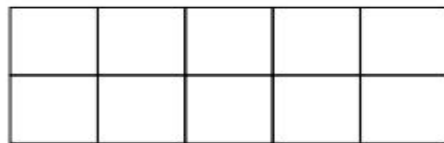

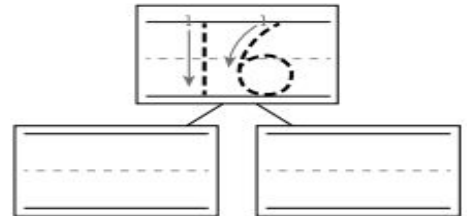
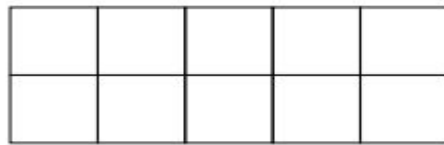
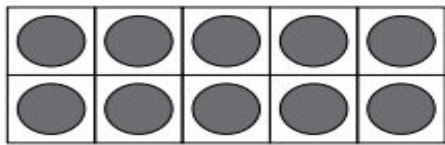
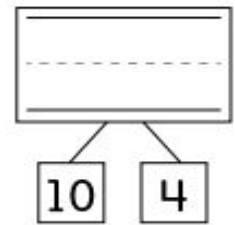
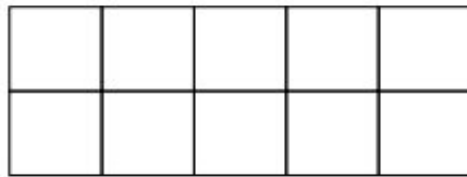
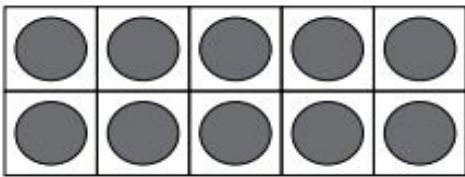
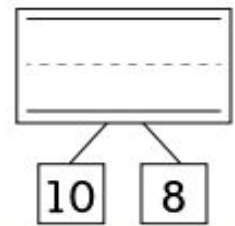
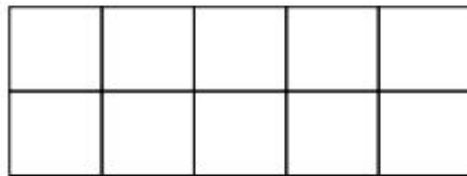
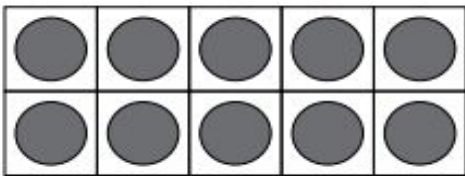
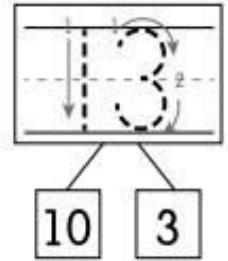
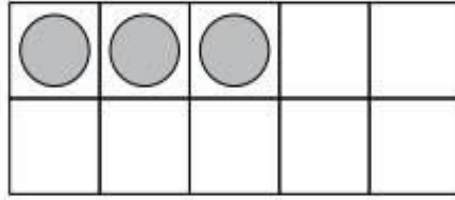

Color the first ten cubes red. Color one more cube another color. How many cubes have you colored in all? Circle and say the number.





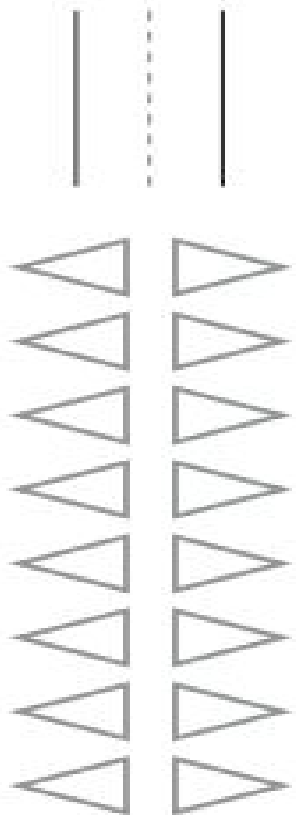
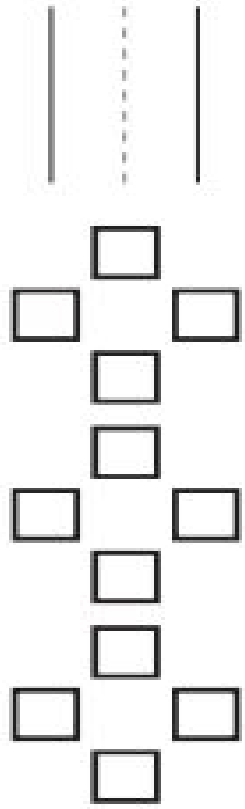


11 12 13 14 15 16 17 18 19

Complete the ten-frame and number bond to show teen numbers.


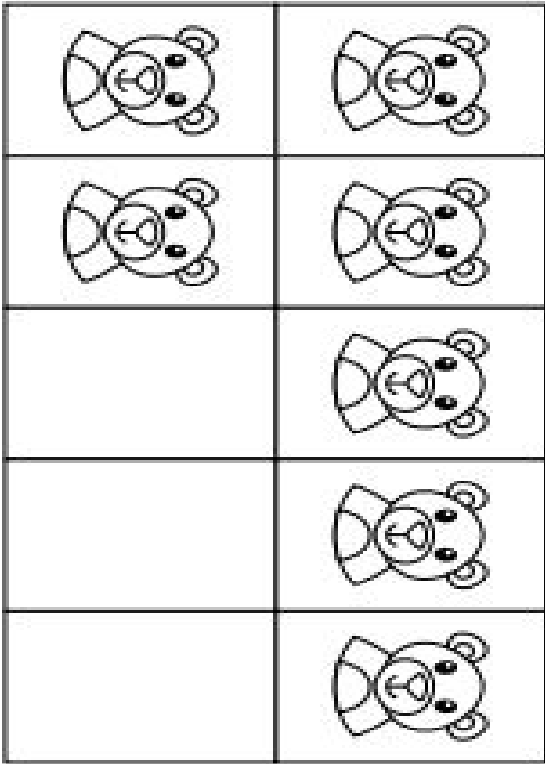
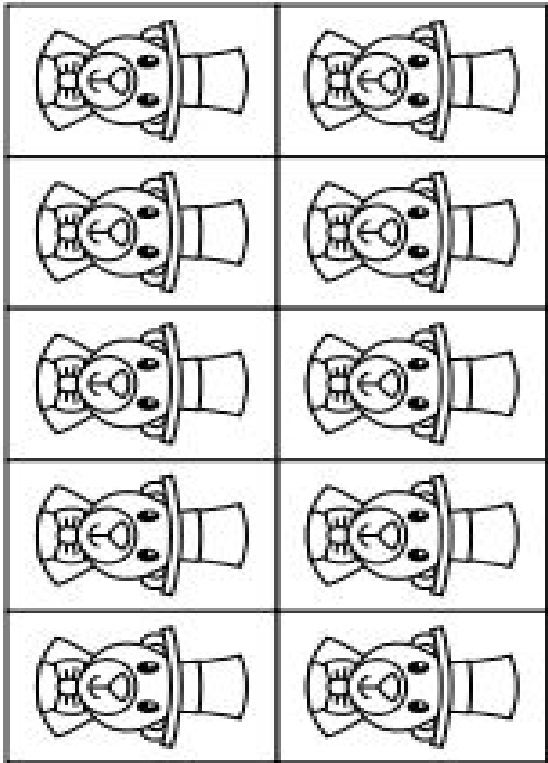
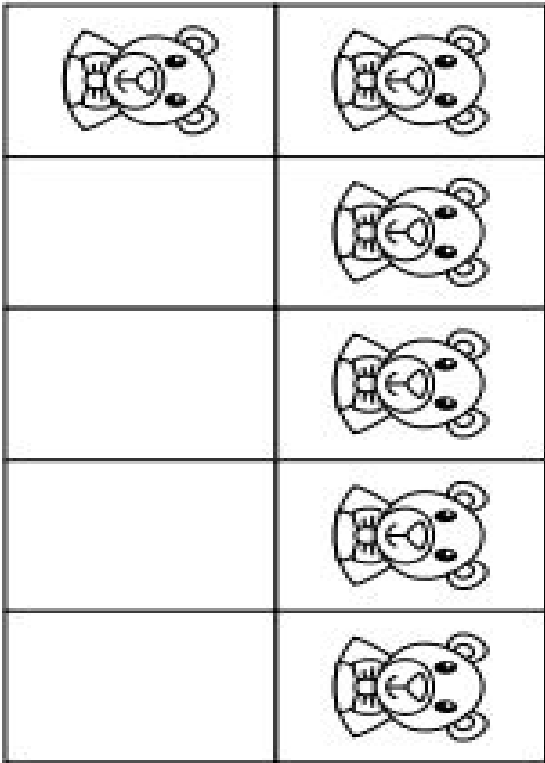
Example





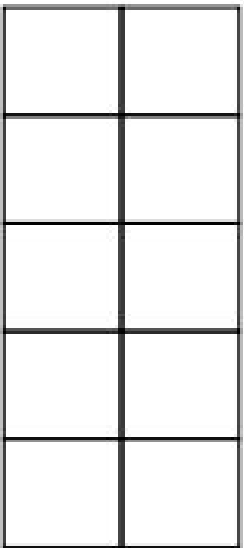

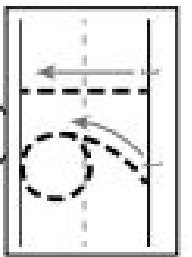


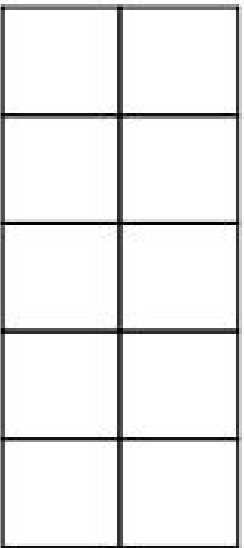
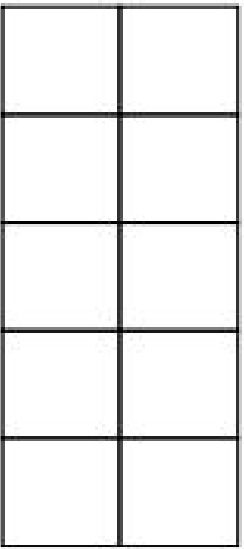
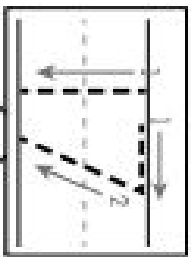
Have children count the number of shapes in each group and write the number.

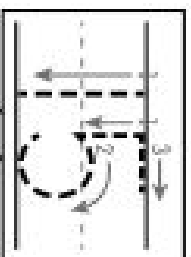
Have your child color the bears in the top left 10-frame brown. Then have your child color a second group of bears brown to make a total of 15 brown bears. Have your child color the other two sets of bears with different colors.











Guide your child to complete 10-frames and number bonds to show teen numbers. Have your child draw the number of counters needed to make the total shown in the number bond. Then guide your child to trace the total and write the parts to complete the number bond.