



# First Grade Science

# First Grade Science: Activity 3

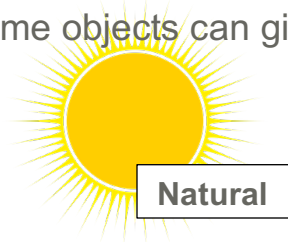
## What are objects that give off their own light?



Directions: This handout can also accompany a KCSatHome Teacher Video. If you have access to the video, watch the video before doing this activity. You can find the videos at <https://www.knoxschools.org/Page/21816>

### Background Information

During the KCS teacher video, we reviewed that light is a form of energy that makes it possible to see. We observed that some objects can give off light while some do not. Light can be natural or man-made.



Natural

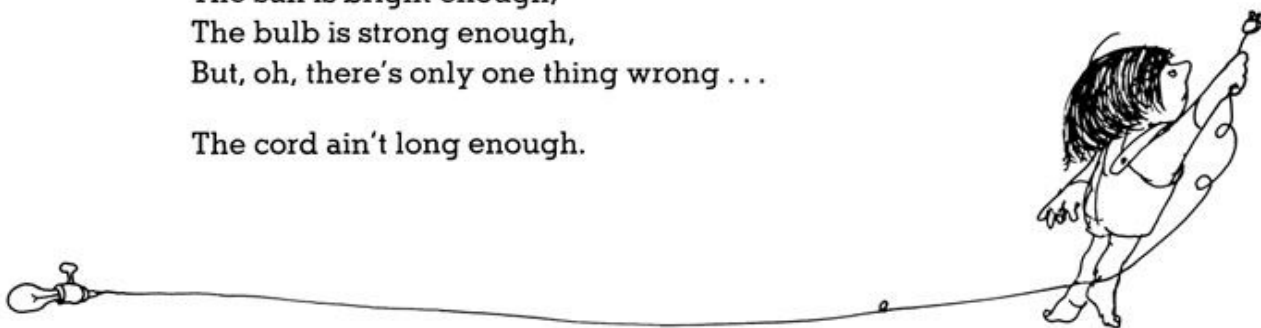


Artificial

**YOU** are likely a light expert and did not even know it! You have had experiences with objects that give off light and those that don't your entire life. I would now like you to read this poem, written by Shel Silverstein. **Think about the two different light sources in the poem. Which is natural? Which is man-made?**

#### INVENTION

I've done it, I've done it!  
Guess what I've done!  
Invented a light that plugs into the sun.  
The sun is bright enough,  
The bulb is strong enough,  
But, oh, there's only one thing wrong . . .  
  
The cord ain't long enough.




Sort the objects below into those that give light and those that don't.

Gives Light	Does Not Give Light
List one more thing that gives light.	List one more thing that does not give light.

Great job! Now put your thinking caps on. Think about the poem we read at the beginning of the lesson and how the character invented a light source. How could you help your family see in the dark if the power went out?

**Draw a picture of how you could help your family see in the dark and write the steps you would take on the lines below.** There are some sentence stems at the bottom for help, if you need them.



---

---

---

---

I would open the \_\_\_\_\_. I would turn on a \_\_\_\_\_. With help, I could light a \_\_\_\_\_.

**Thank you for learning about light energy!**