

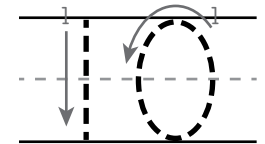
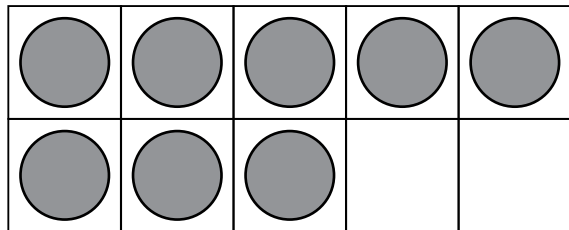
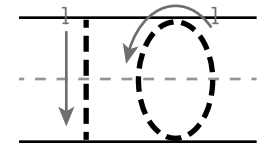
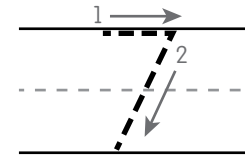
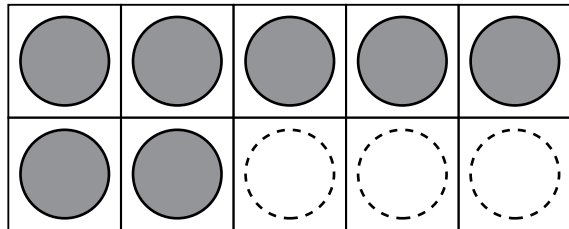
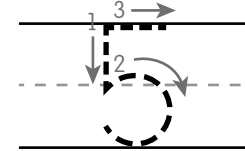
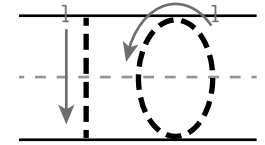
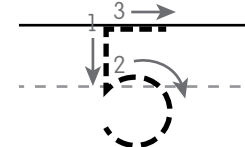
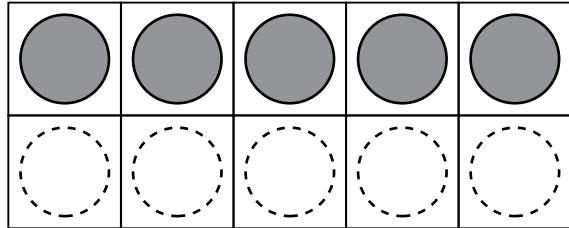


Kindergarten Math

Week of April 27, 2020
knoxschools.org/kcsathome

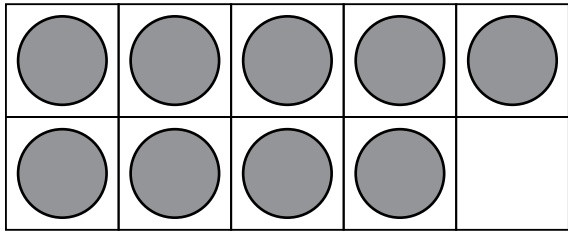
Name _____

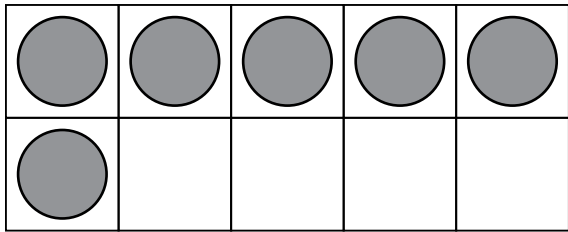
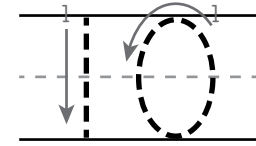
Example

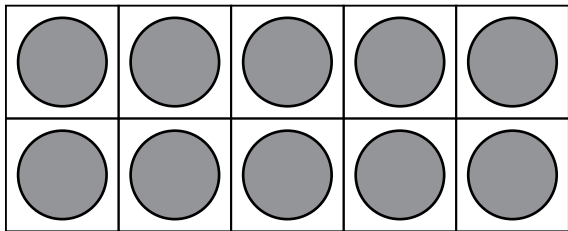
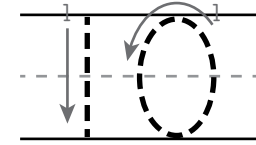


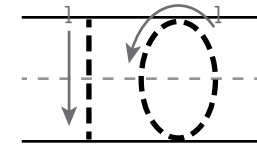
Parent Directions

Guide your child to draw counters to finish each picture so that it shows 10. Have your child write the number of gray counters shown and the number of counters that he or she drew. Finally, have your child trace the number 10 to show the total.









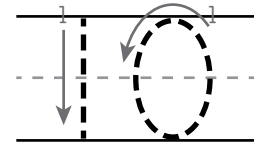
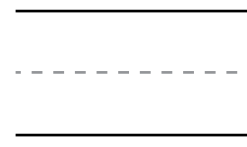
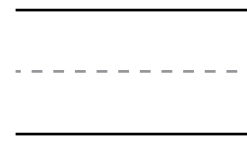
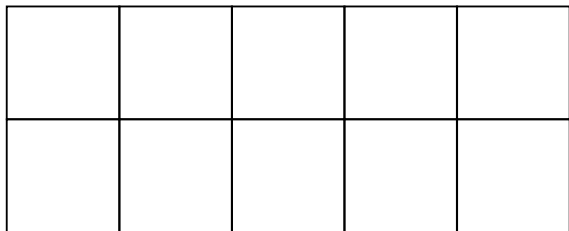
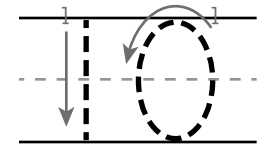
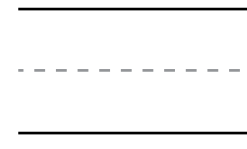
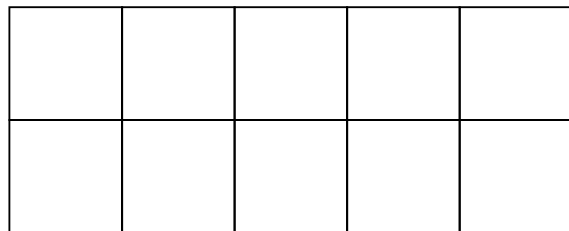
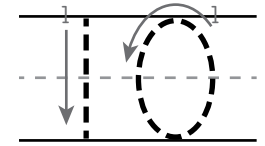
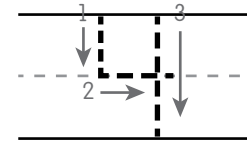
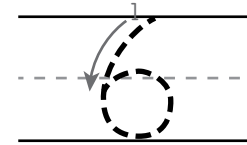
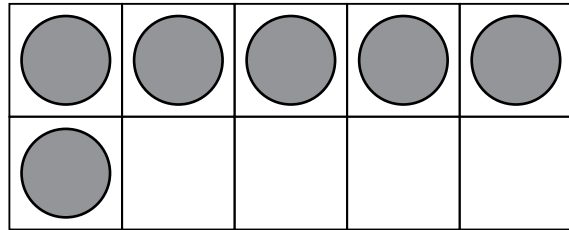
Parent Directions

Guide your child to draw counters, if needed, to finish each picture so that it shows 10. Have your child write the number of gray counters shown and the number of counters that he or she drew. Finally, have your child trace the number 10 to show the total.

Make 10

Name _____

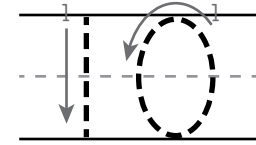
Example



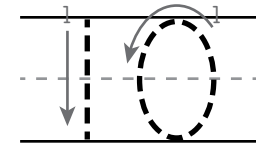
Parent Directions

Guide your child to choose 3 different ways to complete the 10-frames by drawing gray and white counters to show a total of 10. In each problem, have your child count the number of each color, write the number pair, and trace the 10.

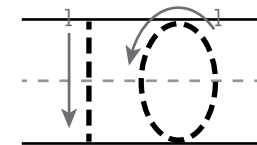












Parent Directions

Guide your child to show 3 different ways to complete the 10-frames by drawing gray and white counters to make a total of 10. For the first two problems, encourage your child to show number pairs that are different from those on the previous page. For the last problem, have your child show 10 with only one color. In each problem, have your child count the number of each color, write the number pair, and trace the 10.



Kindergarten Social Studies

Kindergarten Social Studies: Rules, Responsibility, and Authority

What is Authority?


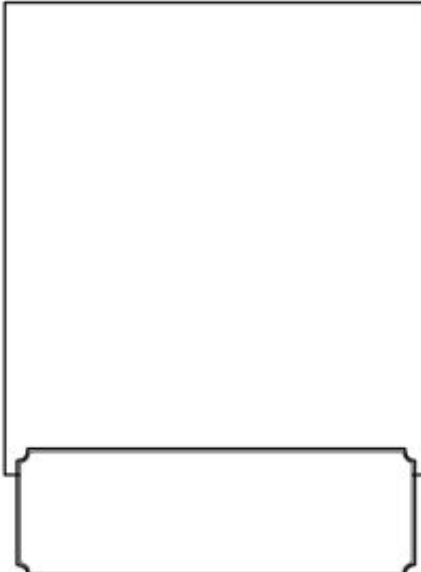


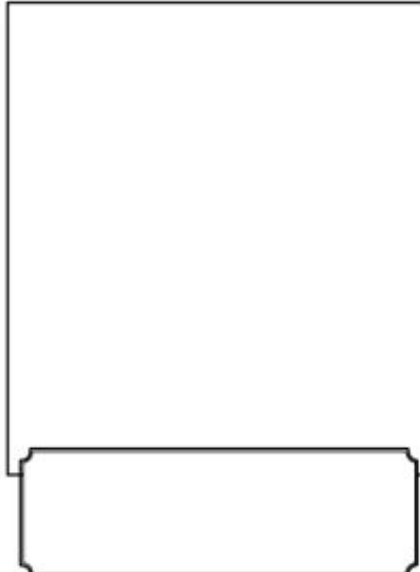


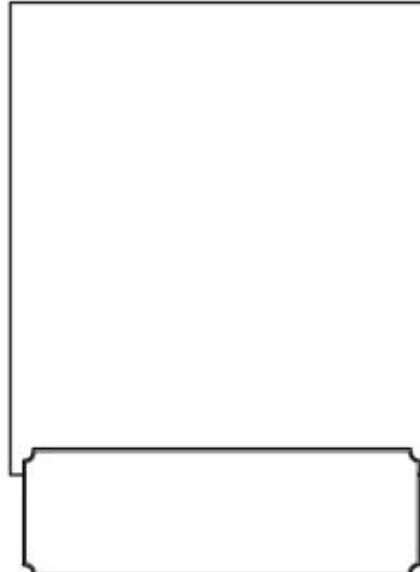

Authority is the power to give orders or make decisions. People who have authority make sure people are following the rules. Just as the rules are different in different places, everyone does not have the same authority. For example, when you play sports the referee has the authority to make sure everyone plays fair and follows the rules. Police officers have authority to make sure you follow the rules and laws of your community. A referee cannot arrest someone who breaks the law, and a police officer cannot call you out for three strikes.

What is Respect?

Respect means treating someone kindly and listening to them. We show respect to the people who have authority by following the rules and listening to them when we break the rules. Everyone deserves respect. Many **community helpers** have authority to enforce rules and laws that keep us safe.

Task

Make community helper trading cards! Draw their pictures and write their names on the cards. What would happen if no one had authority? Talk to a family member about your thoughts.

 ALL-STAR COMMUNITY HELPER  	 ALL-STAR COMMUNITY HELPER  	 ALL-STAR COMMUNITY HELPER  
---	--	---



Kindergarten

ELA

There will be a short video lesson with a Knox County Kindergarten Teacher to accompany this text available on the KCS YouTube Channel and KCS TV.

Tennessee's English Language Arts (ELA) standards ask students to read, talk, and write about a variety of texts.


- Read the words below (Lad and lap)
- In the boxes below, please have your student write the words **lot** and **lid**.
- Ask your student to write the following sentence: "Lad can sit and hop."
- Your student will write the sentence on the dotted line provided below.
- Parents, as you review your student's work, these are the sentence criteria we look for.
- These tasks align with Kindergarten Foundational Literacy standards and the decodable reader "Lad and Me" that students may have read the week of April 20th.

Lad

lap

--	--	--

--	--	--

5 star writing	
	Capital letter to start my sentence.  I see a dog.
	Punctuation to end my sentence. Where is the dog? 
	Use finger spaces. The dog is brown. 
	Use neat handwriting. 
	My sentence makes sense. 

Handwriting practice lines consisting of a solid top line, a dashed middle line, and a solid bottom line.



First Grade Science

K Science: Week 4

Watching the Weather!



This handout goes with a KCS Teacher Video. If you have access to the video, watch the video before doing this activity. Read below with your child.

Directions: You are going to become a meteorologist, someone who studies and watches the weather. Let's make a graph about the weather!

1. Observe the weather during the day.
2. Draw a picture and label the weather (sunny, windy, cloudy, or rainy) at each time of the day.

Here are some examples of how to draw each type of weather:

sunny



windy



cloudy



rainy



Morning	Noon
Afternoon	Evening

3. Have a grown up help you find the temperature (using a thermometer, a weather app, or by watching your local news forecast) and record it in the temperature box.

What is the temperature outside?

Morning	Noon	Afternoon	Evening