

SUBSTITUTE HANDBOOK

2022-2023

Table of Contents

HUMAN RESOURCES STAFF	3
<i>INTRODUCTION</i>	5
<i>MISSION STATEMENT</i>	5
<i>KNOX COUNTY SCHOOLS AT A GLANCE</i>	5
<i>ELIGIBILITY</i>	5
<i>AT-WILL EMPLOYMENT</i>	5
<i>BOARD POLICIES</i>	5
<i>BECOMING A SUBSTITUTE TEACHER</i>	8
<i>FREQUENTLY ASKED QUESTIONS</i>	8
<i>PERSONNEL & PAYROLL FILE REQUIREMENTS</i>	11
<i>FRONTLINE ABSENCE MANAGEMENT (FORMERLY AESOP)</i>	12
<i>IN THE SCHOOL</i>	14
<i>SPECIAL EDUCATION</i>	18
<i>PUBLIC NOTICE</i>	20
<i>NONDISCRIMINATION</i>	20
<i>JOB SUMMARY</i>	21
<i>A NOTE FROM THE SUBSTITUTE</i>	22
<i>CLASSROOM MANAGEMENT RESOURCES</i>	23
<i>SUBSTITUTE KIT SUGGESTIONS</i>	26

HUMAN RESOURCES STAFF

Scott Bolton, *Executive Director*

Ashley Huffaker, *Director of Employee Benefits*

Jamie Cantrill, *Elementary Staffing Supervisor*

Donna Parker, *Secondary Staffing Supervisor*

Lorin Bradley, *Absence Management Administrator* – 865-594-1270
lorin.bradley@knoxschools.org

Kay Rose, *Substitute Coordinator* – 865-594-1053
teresa.rose@knoxschools.org

Melissa McCarter, *Payroll* – 865-594-1688
missy.mccarter@knoxschools.org

Name, Address & Telephone Number Change
<https://www.knoxschools.org/Page/4326>

Knox County Schools Web Site Address
www.knoxschools.org

June 6, 2022


Dear Colleague,

Welcome to Knox County Schools! Thank you for choosing to work alongside our students and educators in Knox County. As a substitute teacher, you are a critical member of our educational team, and we appreciate your willingness to share your knowledge and expertise with our schools. Research has shown that high-quality instruction has a tremendous influence on student learning. We are therefore committed to providing our students with an exceptional educational experience every day, even when a regularly scheduled teacher is out of the classroom. Substitute teachers make that continuity in learning possible.

We know the work you do is not easy. Throughout the school year, you will find yourself frequently adjusting to a new building filled with new students and new staff. Despite these challenges, you will have the opportunity to positively influence the lives of your students by providing consistency and outstanding instruction.

We rely on exemplary substitute teachers to fulfill our mission of providing *excellence in foundational skills, great educators in every school, career empowerment and preparation, and success for every student*. Thank you for accepting this critically important position in Knox County Schools. I hope that your experience is both professionally and personally rewarding. If you have any questions, you may contact Human Resources at 594-1929 or by email at hr@knoxschools.org.

Gratefully,



Dr. Jon Rysewyk
Superintendent

INTRODUCTION

This handbook was developed to provide you with general information important to substitutes. Specific instructions for a particular assignment will be provided at the school location. If you have questions that are not answered, please feel free to contact the building level administrator where you are substituting or the Human Resources Office (865-594-1929).

In the event of a discrepancy between any of the information contained in our orientation materials, the Substitute Handbook, and the Knox County Schools (“KCS”) Board Policy, the KCS Board Policy will govern. The purpose of this handbook is to provide information that will help with questions and pave the way for a successful career with KCS. Any revised Employee Handbook supersedes and replaces all prior versions.

MISSION STATEMENT

To provide excellent and equitable learning opportunities that empower all students to realize their fullest potential.

KNOX COUNTY SCHOOLS AT A GLANCE

- 9 Districts
- 91 Schools
- 58,000+ Students

ELIGIBILITY

Substitute teachers are maintained on the Knox County Schools roster of eligible substitutes contingent upon their ability to comply with personal and professional standards of conduct. Conduct detrimental to the reputation of individual schools and/or the school system, not in the interest of the instructional program, or constituting a threat to the safety or well-being of students, the community, or school employees will be cause for removal from the substitute roster.

AT-WILL EMPLOYMENT

This handbook is neither an employment contract nor a substitute for the official KCS Board Policy; rather, it is a guide to and brief explanation of these policies. The handbook is not intended to alter the at-will status of employees in any way. The rights and responsibilities of the Knox County Schools’ employees may be found in **Section G, Human Resources**.

BOARD POLICIES

Knox County Board of Education Policies are available online at <https://www.knoxschools.org/Page/2107>. The Board Policy Handbook can also be found in each school's office or library. If you are unable to locate a copy, please contact our office. You are expected to follow all Knox County Board of Education Policies and Procedures.

Board policies and procedures can change at any time. For more information, employees may refer to the policy codes that are associated with handbook topics, confer with their supervisor, or call the appropriate Central Office department. It is the employee’s responsibility to be knowledgeable of and adhere to all Board Policies and Procedures, including those not referenced herein.

SMOKING AND USE OF TOBACCO

The Knox County Board of Education recognizes that smoking represents a health and safety hazard which has serious consequences for the smoker and the nonsmoker. The Board also recognizes that all staff members should serve as positive role models for our students. In order to protect our students, staff, visitors, and guests of the schools from an environment that may be harmful to them, and in compliance with Public Chapter 410, known as the "Non-Smoker Protection Act," the Board of Education prohibits smoking by all staff, students, visitors, and guests on all school property, in all school buildings, and in all school vehicles (including schools, offices, warehouses, sport complexes, and other facilities, as well as vehicles owned by the Board).

Smoking is not allowed in any form at any time inside any school building or anywhere on school property. For the purpose of this policy, "Smoking" will mean all uses of tobacco (including all "smokeless" and chewing tobacco products), cigars, cigarettes, pipes, imitation tobacco products, and electronic cigarettes. Employees are prohibited from possessing tobacco products on school property that are visible to others. This policy on smoking shall be communicated to all existing employees and to all prospective employees upon their application of employment. "No Smoking" signs shall be clearly and conspicuously posted at every entrance to every public place where smoking is prohibited. **Policy G-211.**

DRUG-FREE WORKPLACE

The Knox County Board of Education is committed to a safe working environment, to making adequate provisions for the safety and health of its employees at their place of employment, and to the safety and health of the students we serve as well as the general public. Please refer to the policy for comprehensive information or contact the Human Resources Department with any questions. **Policy G-210.**

HARASSMENT OF EMPLOYEES

Knox County Schools does not discriminate in its programs or employment practices nor does it tolerate harassment for any reason including, but not limited to, harassment on the basis of age, actual or perceived gender, sexual orientation, national origin, disability, religion, race, color, genetics, veteran status or any other federally identified protected area. Harassment by any employee will not be tolerated. Harassment is defined as conduct, advances, gestures or words of a nature which:

1. Unreasonably interfere with an individual's work or performance;
2. Create an intimidating, hostile or offensive work environment;
3. Imply that submission to such conduct is made an explicit or implicit term of employment;
4. Imply that submission to or rejection of such conduct will be used as a basis for an employment decision affecting the harassed employee.

Victims of harassment should report these conditions to the appropriate school administrator, the Executive Director of Human Resources, or the Office of the Director of Schools. No reprisals or retaliation shall occur as a result of good faith reporting of charges of harassment and effort will be made to maintain confidentiality.

In determining whether alleged conduct constitutes harassment, all of the circumstances, including the nature of the conduct and the context in which the alleged conduct occurred, will be investigated. The Director of Schools and/or the Director's designee shall be responsible for investigating all complaints of harassment. If satisfactory resolution of any complaint is not reached, the complainant may refer the matter to the Board.

Any employee found to have engaged in harassment shall be subject to sanctions, including, but not limited to, warning, suspension, or termination. **Policy G-220.**

CHILD ABUSE AND NEGLECT

In accordance with Tennessee Law, Knox County Schools acknowledges its responsibility to require employees to immediately report cases of verified or suspected child abuse and neglect. Individuals who have reasonable cause to know or suspect that any child has been abused or neglected are, by statute, responsible for immediately reporting such suspicions directly to the Department of Children's Services.

All Knox County Schools personnel are required to immediately report suspected child abuse or neglect. The information should include, to the extent known by the reporter, the name, address, telephone number of the child and parents or guardian, birthdate (age) of the child and present whereabouts of the child, if not at home. Please refer to the policy for comprehensive information or contact the Human Resources Department with any questions. **Policy J-400.**

USE OF TECHNOLOGY

All computer users are expected to use the computer and computer networks in a responsible, ethical, and polite manner. The district reserves the right to monitor all technology resources activity. Inappropriate, unauthorized and illegal use of technology, including, but not limited to the internet, e-mail, or the district network will not be acceptable. **Forms MC-107 and MC-108.**

WORKER'S COMPENSATION

All incidents/injuries, no matter how small or insignificant, shall be reported immediately to an employee's direct supervisor. Form C-20 should be completed as soon as possible and faxed to the Employee Benefits Office at 865-594-9523.

If medical treatment is required, an employee must select a physician listed on Knox County Schools Workers' Compensation Medical Panel, Form C42-G and fax the completed form to the Employee Benefits Office at 865-594-9523. After submitting the required forms, employees may arrange appointments with the selected provider by calling 865-594-1682. A panel physician must receive approval from the Employee Benefits Department prior to scheduling an appointment.

After an employee receives medical treatment, the employee must bring any doctor's notes and/or work release documents to their supervisor as soon as possible. In the event that a physician places an employee off work, the employee must contact their supervisor each day that they are absent.

If an employee needs medical treatment at a time when the doctor's offices listed on form C-42G are closed or when the Benefits & Employee Relations Department is closed, they may go to the emergency room of any Knox County hospital. The employee must notify their supervisor and complete the proper paperwork as soon as possible on the next work day. **Policy E-201.**

BECOMING A SUBSTITUTE TEACHER

Substitutes are required to pass all background checks, complete the STEDI course (if non-certified), attend an orientation if applicable, and provide all requested documentation before being approved as a substitute teacher. The following background checks are performed. **The entire process can take up to 3 weeks to complete.**

● References (3 required with 2 favorable responses)
● Drug Screening
● Department of Children Services
● Fingerprinting
● Sex Offender
● Local Law Enforcement Divisions Background Check
● Abuse Center

FREQUENTLY ASKED QUESTIONS

HOW WILL I KNOW I HAVE BEEN ACCEPTED AS A SUBSTITUTE FOR KNOX COUNTY SCHOOLS?

Once you submit completed documentation, all background information has been reviewed, and your application has been processed through our payroll and Absence Management departments, you will receive a welcome letter from Absence Management via e-mail. The welcome letter will be your official notification that you have been accepted as a substitute for Knox County Schools.

WHOM DO I CONTACT WITH ABSENCE MANAGEMENT QUESTIONS?

Lorin Bradley, Absence Management Administrator, lorin.bradley@knoxschools.org

HOW DO I KNOW WHICH JOB I AM ACCEPTING IN ABSENCE MANAGEMENT?

As a general guide, the most common job types are identified as either EA (Educational Assistant), SCH CLER (School Clerical), TCH (Teacher), or LIB (Librarian). If applicable, the job type is followed by the grade or grade level. ES/K-5 identifies Elementary School, MS/6-8 identifies Middle School, and HS/9-12 identifies High School. For example, TCH 1 represents a 1st grade teacher. Job types identified as SPD or SPED are in Special Education classrooms. For example, EA 6-8 SPED represents an Educational Assistant in a Middle School Special Education classroom. Visit [Frontline Job Abbreviations](#) for a complete list.

HOW CAN I FIND OUT INFORMATION ABOUT THE SCHOOL WHERE I AM SUBSTITUTING?

Visit www.knoxschools.org. On the Home Page, choose the “Our Schools” dropdown menu. There you will find the address, phone number, and other important information pertaining to the individual school.

WHAT IF I HAVE A TENNESSEE TEACHING LICENSE?

If you have a valid Tennessee Teaching License, please provide a copy. The copy will be placed in your file and your name will be on the Endorsed Teachers Substitute List. Substitutes holding a current Tennessee Teaching License, upon availability, may be assigned to a Supply Teaching Position that includes compensation at a higher rate.

WHAT IF I HAVE AN OUT-OF-STATE OR EXPIRED TEACHING LICENSE?

If you have an out-of-state or expired teaching license, please provide a copy. The license allows for pay on the certified substitute scale.

WHAT IF I AM A TCRS RETIRED TEACHER?

- Certified retirees must wait 60 days from last day worked.
- Certified retirees must complete the Temporary Employment Report. Please contact Human Resources at 865-594-1053 or 865-594-1270, if applicable.

WHAT IF I AM A FORMER KCS CLASSIFIED EMPLOYEE?

- Classified retirees must wait 120 days from the first day of month since last check.
- Classified employees who resigned and withdrew money must wait 120 days from the date of the disbursement check.

WHAT IF I AM A CURRENT INTERN?

- Interns must complete 12 weeks in the classroom before substituting.
- Interns are eligible to substitute a maximum of 10 times for their mentor teacher.

HOW CAN MY NAME BE REMOVED FROM THE SUBSTITUTE LIST?

- If you accept a full-time position, or need to be removed from the substitute list for any reason, it will be your responsibility to notify Lorin Bradley at lorin.bradley@knoxschools.org in writing asking to be removed. You should mark your Absence Management profile as unavailable until your account can be deactivated.
- If you have any discipline issues, you could be removed from the substitute list.
- The substitute work requirement is 15 days per semester (August – December and January – May). If you do not work the required 15 full days per semester, you will be removed from the substitute list.

WHAT IF I DO NOT WORK THE REQUIRED 15 DAYS PER SEMESTER?

Failure to work 15 full days per semester will be considered a break in service as a substitute. If inactivated, a person may be reactivated by following the substitute hiring process.

WHAT DO I DO IF MY ASSIGNMENT IS CHANGED?

Schools have the discretion to place you where there is the most need. If you arrive at a school and are reassigned, please be flexible and report where you are assigned.

WHERE CAN I LOCATE THE 2022-2023 KNOX COUNTY SCHOOLS CALENDAR?

The Knox County Schools calendar may be accessed through:

- [2022-2023 Knox County Schools Calendar](#)
- www.knoxschools.org > Our District > General Information > District Calendars

WHERE CAN I ACCESS MY EMPLOYEE AND PAYCHECK INFORMATION?

- **Munis Employee Self Service:**
 - Go to: <https://knoxschools.munisselfservice.com/>
 - Click **“Login”** in the top right corner
- Username:
 - **<First Initial> <Last Name> <Last 4 digits of SSN>**

- (no spaces, this is not case sensitive)
- Password:
 - Initially, this is **Last 4 digits of SSN**
 - (You will be directed to change your password on first login and your new password **WILL BE case sensitive**)
- Once you have successfully logged in, click on **“Employee Self Service”** on the right
- Under the **“Pay/Tax Information”** section, click on the check date to see the image.

HOW DO I CHANGE MY NAME, ADDRESS OR TELEPHONE NUMBER?

In the event you have a change in name, address, or telephone number, please access the link below for instructions.

- [Instructions for Name, Address or Telephone Number Change](#)

HOW DO I LOG INTO MY KCS E-MAIL?

Please follow these steps to set your Active Directory Credentials.

1. Go to <http://www.knoxschools.org/kcs> (you must be in a Knox County School Building on a Knox County Schools computer....you cannot do this from home...or Starbucks - Please do this while in a school after accepting a substitute job.)
2. Click on “STAFF” on the menu bar. This will take you to the “Online Services For Staff” list.
3. From the Online Services list, choose “Password Manager”.
4. You will be prompted to enter your USERNAME. This is your 9-digit employee ID. Your 9-digit employee ID is sent in the substitute welcome email.

If you enter your 9-digit employee ID and you receive THIS MESSAGE.....

 No matching accounts have been found. Check your user name and try again.

...your staff record has NOT yet been created in the online system. If this is the case, just exit out of Password Manager, and try again tomorrow. Once your staff record is created, Password Manager will accept your USERNAME. That is how you will know you are in the “system”.

5. After you enter your username, enter the characters you see in the picture and click “OK”.
6. You will now be directed to set up your Questions and Answers Profile. You will be asked for a password. The default password for Password Manager is:

UPPERCASE first letter of first name
UPPERCASE first letter of last name
last four digits of your employee ID#
followed by lowercase: kcs

Example: John Smith whose employee ID is 000012345 would be JS2345kcs

(Disclaimer: If you were previously employed by KCS, the default password may not work for you. In that case, contact the HelpDesk at 865-594-1830. We may need to reset your account manually.)

7. Choose your three security questions and answer them...click “next”. If you are successful, you will receive THIS MESSAGE:



Questions and Answers profile was successfully updated

[Go to home page](#)

8. Click "Go to home page".
9. From the home page, click "Manage my Passwords".
10. Type in your **default password** again (see above) and click "next".
11. You will now choose and enter your Active Directory password. Please read the password policy before typing. Once you have typed in and confirmed your new password, click "next". You have now successfully set up your **ACTIVE DIRECTORY CREDENTIALS!**

ACTIVE DIRECTORY USERNAME: Your 9-digit employee ID
ACTIVE DIRECTORY PASSWORD: The password you just set in Password Manager

Your Active Directory Credentials will allow you access to many KCS online services, including:

KCS Computers (on the KCS network)
 Canvas/Teams/Google Drive/School Messenger (if you are given access by your school or the district)

Your Active Directory Credentials will allow you to access **Office 365 Exchange Email** (our KCS email provider):

- **USERNAME:** Your KCS Email Address (sent in the substitute welcome email)
- **PASSWORD:** Your Active Directory password that you just set
- **Knox County Schools** is currently using multi-factor authentication as an added layer of security for your KCS email. You will be required to set this up on your first login. Please follow the step-by-step directions at this link: [MFA Instructions for either Method](#)

For assistance, please contact the Technology Department at **865-594-1830**.

PERSONNEL & PAYROLL FILE REQUIREMENTS

An electronic personnel file is set up when the following forms are completed and the Human Resources Department has received all required information. The following documents are included:

- | | |
|--|--|
| <ul style="list-style-type: none"> ● Legible copy of Social Security Card ● Legible copy of Driver's License ● Automatic Deposit Request Form ● Voided check or letter from bank ● W-4 Form ● USCIS 1-9 Form | <ul style="list-style-type: none"> ● Confidentiality Statement ● Acceptable Use of Audiovisual Works Agreement for Employees ● Acceptable Use of Electronic Media Agreement for Employees ● Proof of Education |
|--|--|

Employee's records, except medical records and college transcripts, are public records.

PAYROLL

Direct Deposit is mandatory. Payroll checks are automatically deposited into employees checking or saving accounts. Please refer to the payroll schedule for specific pay dates. Mandatory deductions include: Social Security/Medicare; federal withholding; and garnishments (if appropriate).

If your banking information changes, please complete a cancellation of deposit (**BO-136**) for your current bank. You will need to complete a new Authorization Agreement (**BO-141**) and attach a voided check or letter from the bank with the new information. Please send these forms to the Compensation Department. These two forms may be accessed through:

- www.knoxschools.org/forms > Public Forms > Employees > Scroll down to [BO-136](#)
- www.knoxschools.org/forms > Public Forms > Employees > Scroll down to [BO-141](#)

The employee's check stub, W-2 form and other Payroll information are available online through Munis Employee Self Service.

- **Munis Employee Self Service:**
 - Go to: <https://knoxschools.munisselfservice.com/>
 - Click **"Login"** in the top right corner
- Username:
 - **<First Initial> <Last Name> <Last 4 digits of SSN>**
 - (no spaces, this is not case sensitive)
- Password:
 - Initially, this is **Last 4 digits of SSN**
 - (You will be directed to change your password on first login and your new password **WILL BE case sensitive**)
- Once you have successfully logged in, click on **"Employee Self Service"** on the right
- Choose the **"Pay/Tax Information"** section.

FRONTLINE ABSENCE MANAGEMENT (FORMERLY AESOP)

Frontline Absence Management is an automated placement service for substitute teachers. Substitutes will be able to search for available jobs 24/7 online and by calling into absence management. They will also receive calls from the system when jobs are available.

Substitutes will be able to:

- View their schedule
- Create non-workdays
- Leave feedback
- Set calling preferences
- Set preferences of what schools they want to accept jobs at
- Training materials are also available to you online

Create a Frontline Account

Substitutes will receive two emails from Frontline. One email is a welcome letter and the second email will be an invitation to create a new Frontline account.

Select **Create a Frontline ID** within the invitation email. This selection takes you to a login page where you must create login credentials.

Your username must contain 1 alphabet character and at least 4 total characters. The password must have 1 alphabet character, 1 number or special character, and 8 total characters.

Include an email address for password recovery and click **Create Frontline ID** once you are finished.

Phoenix Insights School District
Create a Frontline ID

First Name: Amy Last Name: Pond

Create a Username: Apond

Create a Password: [Show](#)

Email Address: apond@education.com

☒ I accept the [terms and conditions](#).

[Create Frontline ID](#)

Already have a Frontline ID? [Sign In](#)

The system signs you in with your new username and password and activates the enhancements associated with the Insights Platform.

Sign in with Existing Account for Multi-district Users Only

The "Sign In with your Frontline ID" option is only applicable in special circumstances (such as having to provide access to a multi-district user, etc.) In such cases, you will have already received this email invitation in the past and created a Frontline ID account.

If this applies, select **Sign In with your Frontline ID** and enter the Frontline ID account you previously created from the prior invitation email.

As a general rule, users will primarily receive an invitation email to create a new Frontline ID account and not to sign in with an existing one.

WHOM DO I CONTACT WITH ABSENCE MANAGEMENT QUESTIONS?

Lorin Bradley, Absence Management Administrator, lorin.bradley@knoxschools.org

HOW DO I KNOW WHICH JOB I AM ACCEPTING IN ABSENCE MANAGEMENT?

As a general guide, the most common job types are identified as either EA (Educational Assistant), SCH CLER (School Clerical), TCH (Teacher), or LIB (Librarian). If applicable, the job type is followed by the grade or grade level. ES/K-5 identifies Elementary School, MS/6-8 identifies Middle School, and HS/9-12 identifies High School. For example, TCH 1 represents a 1st grade teacher. Job types identified as SPD or SPED are in Special Education classrooms. For example, EA 6-8 SPED represents an Educational Assistant in a Middle School Special Education classroom. You may access the Absence Management abbreviation document through this [link](#).

WHAT DO I DO IF MY ASSIGNMENT IS CHANGED?

Schools have the discretion to place you where there is the most need. If you arrive at a school and are reassigned, please be flexible and report where you are assigned. If your assignment is changed for any reason, please make sure that your Absence Management account reflects that change.

WHAT DO I DO IF I NEED TO CANCEL A JOB?

- Always contact the school Absence Management coordinator to make them aware of the cancellation
- If canceling 12 hours before your scheduled start time, please login to Frontline and cancel your job
- If within the 12-hour window of the job, please contact the school Absence Management coordinator to cancel the job
- Frontline will generate a non-workday if a substitute cancels a job less than 24 hours before the job is scheduled to begin.

HOW DO I KNOW WHICH SCHOOLS ARE HIGH NEEDS SCHOOLS?

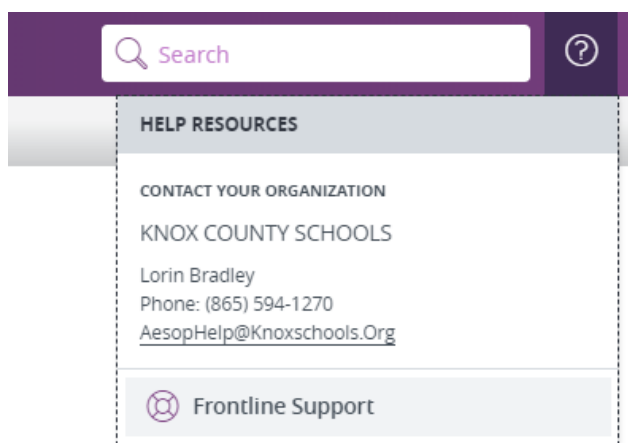
KCS schools are categorized as regular, high needs and special day schools. The school categories list may be accessed through the following link: [School Categories](#)

WHERE CAN I LOCATE THE 2022-2023 SUBSTITUTE PAY SCALE AND PAY DATES?

The current pay scale and pay dates are located on the “How to Become a Substitute” Quick Links page. The site is accessible by using this [link](#) and scrolling to the bottom of the page.

HOW TO ACCESS TRAINING VIDEOS FOR FRONTLINE?

- Login to your account
- Go to Frontline Support
- Search for:
 - Substitute Basic Training Video
 - Substitute Advanced Training Video
 - Substitute QuickStart Guide



IN THE SCHOOL

2022-2023 SCHOOL CALENDAR

The Knox County Schools calendar may be accessed through:

- [2022-2023 Knox County Schools Calendar](#)
- www.knoxschools.org > Our District > General Information > District Calendars

TYPICAL SCHOOL HOURS

- Elementary 7:45 - 2:45
- Middle 8:30 - 3:30
- High 8:30 - 3:30

EXCEPTIONS TO SCHOOL HOURS

You should always check Absence Management for required reporting times. An online schedule of Knox County Schools start and dismiss times is available at <https://www.knoxschools.org/Page/5553>.

SUBSTITUTE WORK HOURS

- Substitutes are paid from 7:30 a.m. until 3:00 p.m. for elementary schools and from 8:15 a.m. until 3:45 p.m. for middle and high schools.
- Some schools in the district have exceptions to the hours (see link above). Check the Absence Management system for specific times. Please contact the school/teacher if you have questions about the work hours.
- Substitutes must stay the entire duration of the assignment and may be asked to assist in other areas of the school, if needed.
- Substitutes should not leave campus during lunch or teacher planning time (if applicable). If the substitute is needed in another area, from the request of the school administrator, and the substitute does not report, pay could be docked. Check with the school's substitute coordinator before leaving campus.

DISCIPLINE

All discipline issues should be directed to the school's office. Substitutes should never discipline students. Never touch a student in an attempt to move or remove them from the classroom.

WHEN ARRIVING AT SCHOOL

Report to the school office immediately upon arrival in the building for your assignment. Make yourself known to the secretary, principal or designated administrator so they can assist you in obtaining any needed information. Find out who you are responsible to and from which person you will receive your instructions. Substitutes should report at least 15 minutes prior to school starting and not leave until time indicated above.

IN THE CLASSROOM

Whenever possible, arrive at your assigned area in advance of the students. This will give you the opportunity to become familiar with the physical set-up and locate materials necessary to carry out your assignment. Each building may have its own substitute guidelines to follow, but generally the following should be available to you:

- Seating Chart
- Copies of textbooks or other materials required for each class
- Detailed lesson plans (the lesson plans should indicate how assignments, papers and other materials should be handled.)
- List of students
- Keys (if applicable)

Introduce yourself to each new group that you come in contact with during the day. Write your name on the board and, if necessary, pronounce it for the students.

Follow the lesson plans left by the regular teacher. If there are no lesson plans, the building administrators, other teachers, and the students may help you formulate plans for the day. A "bag of tricks" containing brain teasers, math puzzles, educational games, creative writing and art activities, storybooks and other fillers can be a helpful tool to carry. The substitute teacher should only grade written work when asked to do so by the teacher or principal. Do not assign written work and leave it to be graded by the regular teacher. Do not remove mail or other articles from the regular teacher's mailbox without permission from the office. Obtain and become familiar with the bell and lunch schedule for each school in which you substitute. When you check in, ask the administrator if there are any special activities or changes for the day that you should be aware of.

You may be required to assume the regular duties of the absent teacher including routine tasks such as hall duty, lunch supervision, playground duty, bus duty, etc., in addition to your regular schedule if asked to do so. Ask the secretary when you arrive at the school if you are scheduled for any duties that day.

At the end of the day, leave notes for the teacher with a summary of your day. A copy of the substitute report is included at the end of this handbook.

EXPECTATIONS AND RESPONSIBILITIES OF THE SUBSTITUTE TEACHER

Substitute teachers are selected and hired because they meet the educational and professional standards of the Knox County School System. They play a critical role in the education of students.

Professional behavior is expected in the implementation of all district policies and procedures. Substitute teachers are expected to maintain the same ethical standards as classroom teachers. Should problems or concerns arise on your job, discuss them with the building principal or the Human Resources Department.

No substitute teacher in elementary or secondary schools should ever release a student from class without specific authorization from the school office. Any parent or visitor to a building must report to the office and obtain an appropriate pass before visiting any classroom.

Listed below are some helpful hints. In addition to these areas, should any situation arise with which the substitute teacher is unfamiliar, the principal should be consulted.

COMMON AREAS TO AVOID

- Speaking negatively of students and/or teachers to students, parents, or other staff members
- Undermining the student's trust in their teacher
- Divulging confidential information from school records
- Biasing the minds of students in accordance with your own preference
- Reporting pupil progress (student grades and formal parent conferences) unless directed by the principal
- Introducing new major units of work unless approved by the principal or teacher
- Sending or allowing students to go on errands outside the building
- Safeguarding objects of value which belong to students
- Controversial issues
- Classroom parties
- Leaving the classroom unsupervised at any time
- Taking photos of students
- Communicating with students via phone calls, texts, or social media

EMERGENCY INFORMATION

An emergency folder/notebook will be in a visible location in every classroom. The information contained should include class rosters, drill procedures, and evacuation maps. Familiarize yourself with this information.

Things to Remember for Drills and Emergencies:

- Keep students off phones or electronics
- Please do not text about or post about emergency situations
- Try to keep everyone calm and quiet
- If you are calm, students will follow your lead

CHARACTERISTICS OF A COMPETENT SUBSTITUTE TEACHER

Prepared	Responsible	Professional
<ul style="list-style-type: none">• Build a substitute teacher kit• Know the school address and phone number• Be familiar with school entrance, staff parking, traffic patterns	<ul style="list-style-type: none">• Protect confidential information• Assume duties of the teacher• Follow the lesson plan• Record attendance• Communicate expectations• Maintain a safe and respectful environment• Leave the classroom organized and clean• Follow all KCS policies and state laws• Submit substitute teacher report	<ul style="list-style-type: none">• Arrive early - 20 to 30 min. prior to start time• Check in and out through the office• Dress appropriately• Introduce yourself to teachers next door• Reflect at the end of the day

TIPS ON CLASSROOM MANAGEMENT – (Please see a list of suggestions in the final pages of this handbook)

As a substitute teacher, you have the prime responsibility to teach, as well as possible, what the regular teacher has outlined. The following suggestions will help you eliminate classroom management problems, establish a good classroom routine, provide for an efficient learning situation, and establish mutual respect between teacher and students.

- Conduct yourself as the teacher and accept the role of a professional.
- Introduce yourself, write your name on the board, and wear a name tag.
- Be patient. It is natural for a class to test a substitute. You represent a change for them. Patience, understanding, firmness, and respect toward the students will diminish distrust.
- Expect Good Behavior. Students tend to respond to whatever we expect of them. A positive approach is worth a hundred negative rules!
- Be Fair and Consistent. Your success in classroom management will depend to a great extent on your degree of fairness and consistent treatment. Students must know what to expect of you and what you expect of them. Uncertainty is a breeder of misbehavior.
- Be Ready. Materials and plans for the day are a must. The regular teacher has left plans that you should follow. Go over these plans carefully to ensure that you know what you want the class to be doing during the day.
- Begin class on time to avoid restlessness and disinterest. If you should have to deviate from the teacher's plans, leave a note for the teacher explaining the reason for the change and what you did in its place.
- Make clear presentations and use effective teaching methods. What the students gain from the lesson will depend on how well you present it.
- Provide for student involvement in discussion, planning, questioning, and classroom activities. Be sure that directions are clear and supervision is provided.
- Leave Time. Especially on the secondary level when classes change each period, leave enough time at the end of each period for the class to gather materials together and for you to prepare for the next group.
- Use Common Sense. All the rules, regulations, guidelines, and directives in the world are no substitute for it.
- Keep your sense of humor!

ADVICE FROM CURRENT SUBSTITUTES

- Let the kids know the expected outcomes for the day
- Follow the plans left by the teacher
- Start class right away
- Keep the kids engaged
- Take attendance
- Use positive reinforcement
- Be flexible
- Don't be afraid to ask questions to school building personnel
- Count the students as you transition throughout the school building and various activities

SPECIAL EDUCATION

ADVICE FROM SPECIAL EDUCATION TEACHERS

In some cases, you may be assigned to teach in a special education classroom where all of the students have been identified as having special needs. In other cases, you may be teaching in a regular classroom where there are particular students with identified special needs. Whichever is the case, here are some thoughts on how to facilitate the learning of these students.

- Respect is the key attitude for success with all children.
- These children may have a variety of learning challenges. Do not think first of their special needs, but think of them first as learners.
- All children respond to sincere encouragement, but do not overdo it. Be sensitive to the fact that learning is more difficult for these children than for many others.
- Depending on the grade level you are teaching, these students may have experienced years of school failure. Be aware of that as you respond to their needs and work to help them find success.
- If there are problems, do not single out a child in front of the class, but deal with him or her privately.
- Many children with special needs have Individualized Education Plans (IEPs). Consult these plans when available, as they provide structure for the student's learning. The teacher should have daily plans drawn from these IEPs.
- You often may be privy to confidential information about children with special needs. It is critical that all information you obtain about children during your teaching day remains confidential. Depending on the grade level, the students may feel self-conscious that you know they have learning challenges, which can set up defensiveness on their part.
- During your teaching day, you may need to locate yourself in close proximity to these children to offer assistance and help them stay focused. A gentle reminder will oftentimes suffice for them. An instructional assistant or aide may be in the classroom. Such a person can be of tremendous help because they have a history with the children and are aware of routines, personalities, and other important background information.
- Do not hesitate to ask for assistance from the principal or another teacher if you have concerns or questions during the day.
- Carefully note the daily schedules for the special-needs children, as they often have support personnel (language or hearing specialists) come into the classroom. At other times, they may leave the classroom to attend regular or special classes.
- There may be teaching equipment or machines in these classes. Check with the instructional assistant, the principal, or another teacher before using these items.
- Sometimes children are allowed to use certain learning aids to assist them with their work. The regular teacher will leave information instructing you as to which students may use the aids, and under what circumstances. If questions arise concerning use of learning aids, please check with the Educational

Assistant or Special Education department chair.

- In some special education classes, behavior reports go home daily to parents that record the behavior of their child throughout the day. Become as familiar as possible with the system, or ask the assistant to focus on giving the feedback for the particular student(s) for the day.
- In class discussions, if a student responds with an incorrect answer, provide clues or follow-up questions to help him or her think of the correct answer. Look for ways to praise students for their thinking and behavior as well as correct answers.
- Present short and varied instructional tasks planned with students' success in mind.

TERMS

- **Accommodations:** A change in how a student with a disability participates in the educational program. May include a change in the assignment, how the student responds to the assignment, or how the instruction is presented.
- **Adaptive behavior:** Includes the age-appropriate behaviors necessary for people to live independently and to function safely and appropriately in daily life
- **Assistive technology (AT) device:** A device that includes any item, piece of equipment, or product system that is used to increase, maintain, or improve the functioning of individuals with disabilities.
- **Autism:** A developmental disability, which significantly affects verbal and nonverbal communication and social interaction, generally evident before age three that adversely affects a child's educational performance. Other characteristics often associated with autism are engagement in repetitive activities and stereotyped movements, resistance to environmental change or change in daily routines, and unusual responses to sensory experience.
- **Behavior intervention plan (BIP):** A plan that includes positive strategies, program modifications, and supplementary aids and supports that address a student's problem behaviors and allows the child to be educated in the Least Restrictive Environment (LRE).
- **Fine motor:** The skilled use of one's hands. It is the ability to move the hands and fingers in a smooth, precise and controlled manner.
- **Individualized Education Plan (IEP):** A written statement for a child with a disability that is developed, reviewed, and revised in accordance with Sec. 300.320 through 300.324.
- **Individuals with Disabilities Education Act (IDEA):** A federal law ensuring services to children with disabilities throughout the nation. IDEA governs how states and public agencies provide early intervention, special education, and related services to more than 6.5 million eligible infants, toddlers, children and youth with disabilities.
- **Least Restrictive Environment (LRE)** refers to a related set of requirements aimed at providing individuals with disabilities: the greatest interaction with children, youth and adults without disabilities; the appropriate education; and the special assistance needed for success in the general education setting
- **Limited English proficient (LEP):** A student who is not fully English proficient, speaks a language other than English at home, and does not demonstrate English language skills of comprehension, speaking, reading, and writing at a level of proficiency.
- **Modifications:** Changes made in the educational program that allow a student with a disability to attain measurable goals, be involved in and make progress in the general education curriculum, and be educated with other children with disability and without disability (20 U.S.C. 1414 & 614 (d)(1)(a)(i) (IV)).

Source: https://www.tn.gov/content/dam/tn/education/special-education/sped_framework.pdf



PUBLIC NOTICE

The Knox County School System affirms that it will comply with Title IX of the Educational Amendment of 1972, Section 504 of the Rehabilitation Act of 1973, Americans with Disabilities Act of 1990, Title II of the Genetic Information Nondiscrimination Act of 2008, Title VI and Title VII of the Civil Rights Act of 1964, and Age Discrimination Act in Employment Act of 1967.

No person shall, on the ground of race, color, national origin, sex, genetics, religion, age, disability or veteran status, be excluded from participation in, be denied the benefits of, or be subjected to discrimination under any program or activity receiving Federal financial assistance or be subjected to discrimination in employment opportunities or benefits.

Anyone who believes that Knox County School System has discriminated against them or another individual may file a complaint. Knox County Schools has designated the following people to handle such grievances to comply with the law. Student complaints of discrimination on the basis of disability, sex, race, color, religion, national origin, age, genetics or veteran status should be directed to

Briana Hinton, Title VI, Title IX and ADA and OCR Coordinator
Post Office Box 2188, Knoxville, Tennessee 37901-2188
Telephone (865) 594-1929

and/or

Title VI Coordinator
Tennessee Department of Education
(615) 253-1550

and/or

The Office for Civil Rights
U.S. Department of Education P.O. Box 2048, 04-3010
Atlanta, Georgia 30301-2048

NONDISCRIMINATION

Knox County Schools does not discriminate on the basis of race, sex, color, religion, national origin, age or veteran status in the educational programs and activities it operates, pursuant to Title IX of the Educational Amendment of 1972; Public Law 92-318, Section 504 of the Rehabilitation Act of 1973; Public Law 92-112; Title VI of the Civil Rights Act of 1964.

The following person has been designated to handle inquiries regarding the non-discrimination policies:

Briana Hinton, Title VI, Title IX and ADA and OCR Coordinator
Post Office Box 2188, Knoxville, Tennessee 37901-2188
Telephone (865) 594-1929

For further information on notice of nondiscrimination, call 1-800-421-3481 for the address and phone number of the office that serves your area.



Instruction

SUBSTITUTE

JOB SUMMARY

Substitutes are those who fill temporary vacancies created when teachers, teaching assistants or secretaries are absent or on leave from the workplace.

QUALIFICATIONS

- High School Diploma or GED
- Qualified substitutes may be licensed or non-licensed.
 - Licensed – State-issued teaching certificate
 - Non-licensed – Transcript or diploma with the highest level of education and STEDI Substitute Diploma
- Such alternatives to the above qualifications as the Superintendent may find appropriate and acceptable

ESSENTIAL FUNCTIONS/JOB DUTIES

- Report to Principal.
- Follow all Knox County Board of Education policies and state and federal laws.
- Maintain individual account in the Frontline Absence Management System to accept substitute positions and ensure accuracy of days worked.
- Establish and maintain satisfactory, respectful working relationships within the school environment.
- Manage the classroom effectively to encourage student participation, minimize distractions, and maintain a positive learning environment.
- Supervise students both in and out of the classroom.
- With the exception of discipline, substitute teachers will assume the same responsibilities as the regular teacher, including bus duty and other supervisory assignments.
- In order to make the work of the substitute teacher as satisfactory as possible, the regular teacher will provide:
 - Daily schedule (academic and supervisory)
 - Class rolls
 - Lesson plans and other information for the day's activities
- Follow lesson plans provided by the regular teacher to create a cohesive and consistent learning experience for students. (In case of emergency when plans are not provided, the principal should be made aware of the situation. The substitute will be provided with lesson plans for the day.)
- Record attendance according to school policy.
- Keep track of student progress in order to complete a Substitute Teacher Report Form for the regular classroom teacher.
- Employees drawing TCRS retirement may substitute unlimited days provided that the additional days would not cause the retiree's salary to exceed the salary rate set by the school system for substitute teachers filling similar vacant positions. They must be retired for 60 days before they return to work.
- Substitute teachers who perform below an acceptable level shall not be recommended for continuing service.
- Perform other duties as assigned.

A NOTE FROM THE SUBSTITUTE

CLASSROOM TEACHER: _____

SUBSTITUTE TEACHER: _____

DATE: _____ **GRADE/CLASS:** _____

STUDENTS WHO WERE ABSENT:

STUDENTS WHO WERE HELPFUL:

OVERVIEW OF THE DAY:

ADDITIONAL COMMENTS:

CLASSROOM MANAGEMENT RESOURCES

The following outlines classroom management strategies to be used throughout the school day. These strategies will set the tone for students to stay on task.

- Greet students as they enter.
- Write your name so that it is visible to students as they enter.
- Start class immediately.
 - Always default to the teacher’s starter activity (see suggestions below if one is not available in the lesson plan).
 - The starter activity will not only set the tone for a productive day but will also provide time for the substitute to take attendance.
- Introduce yourself.
- Preview (verbally and written) what the teacher expects students to accomplish during the day.
- If appropriate to the lesson plan, set time limits for students to accomplish tasks. This is merely a tool to keep students on task if they have several assignments/steps to complete.
- While students are working:
 - Walk around the room
 - Praise appropriate behavior
 - Ignore inconsequential behavior
 - Redirect as necessary
- Gather information for the substitute note to the teacher—what the students accomplished. This can be from observation or from a wrap-up activity such as 3-2-1 or Exit Ticket.

The resources listed below are just a few ideas to assist with classroom management. They may be used in conjunction with the lesson plan but should not replace the lesson plan provided by the classroom teacher.

STARTER ACTIVITIES

Use starter activities to allow students to work individually as they enter class. This will give you time to take attendance and preview the lesson plan.

- 10 –Word Tweet
- All About Me (Have students draw or write an introduction of themselves)
- Starter Questions (Write one of the “Would You Rather” questions on the board and have students write or draw their answer)

FILLERS

Use filler activities when ALL students have completed their assignments and you have extra minutes at the end of class. Ask the following questions and allow students to respond.

Would You Rather...

- Would you rather be the author of a popular book or a musician in a band who released a popular album? Why?
- Would you rather live in a place with a lot of trees or live in a place near the ocean? Why?
- Would you rather have a magic carpet that flies or a see-through submarine? Why?
- Would you rather visit the international space station for a week or stay in an underwater hotel for a week? Why?
- Would you rather be a wizard or a superhero? Why?

- Would you rather be able to jump as far as a kangaroo or hold your breath as long as a whale? Why?
- Would you rather be incredibly funny or incredibly smart? Why?
- Would you rather it be warm and raining or cold and snowing today? Why?
- Would you rather do school work as a group or by yourself? Why?

<https://conversationstartersworld.com/would-you-rather-questions-for-kids/>

EARLY-FINISHER ACTIVITIES

Use these activities when individual students finish early.

- Read on their own
- Write a thank you letter/story
- Work on assignments for another class
- Draw on their own/coloring sheets (<https://www.crayola.com/featured/free-coloring-pages/>)
- Word Searches (<https://thewordsearch.com/printable/>)
- Sudoku (<https://www.puzzles.ca/sudoku/>)

ADDITIONAL STRATEGIES TO KEEP STUDENTS ON TASK

Q & A

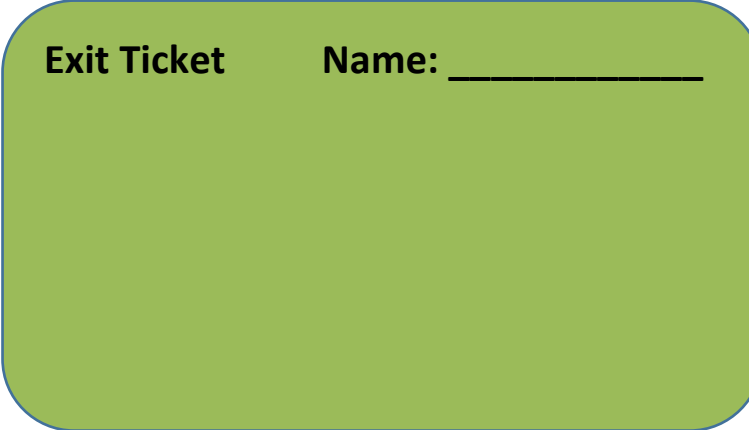
- Call on volunteers to answer questions
- Call on individual students to answer questions using the class roster
- Call on students within number groups (typically 1-4 based on the number of students in the class)
- Allow students to collaborate with their shoulder partner (sitting side by side) or face partner (sitting face to face) before answering
- Allow students to collaborate with their table groups before answering
- Think/Write/Pair/Share
 - **Step One:** Think. The teacher asks a question and allows a few seconds for the students to process an answer.
 - **Step Two:** Write. Students write down their answers.
 - **Step Three:** Pair. Students turn to a neighbor and briefly discuss their answers.
 - **Step Four:** Share. The teacher calls on a few students to share their answers. The teacher then conducts a brief class discussion.
- Warm/Cool Feedback – Ask students to give feedback on Q & A responses. When students comment on the positive aspects of a peer's answer, they are said to be giving warm feedback, and when they identify areas that need improvement, they are providing cool feedback.

Engagement/Graphic Organizers

- Jot Thoughts - Students jot down their thoughts or responses to be shared later (works well with videos, reading assignments, and as a wrap-up activity).
- Popcorn Share – Students spontaneously share what they wrote in Jot Thoughts.
- Timer – Display on-line timer (<https://www.online-stopwatch.com>)
- 3-2-1- Students write 3 things they learned, 2 things that most surprised them, and 1 question they still have.

- Exit Ticket – Students answer a question related to the lesson. This can be done on notebook paper, a sticky note, or a printed template.

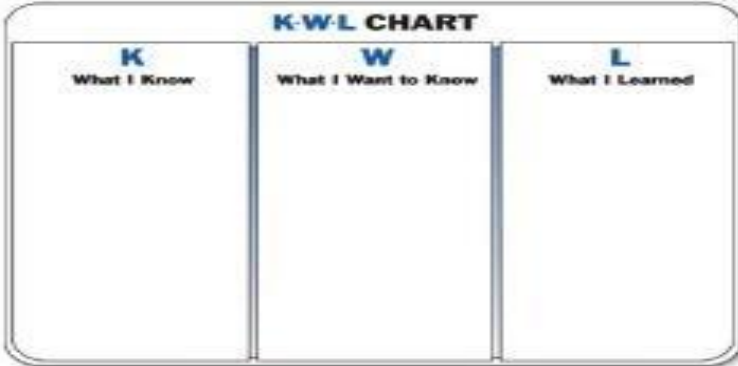
Exit Ticket **Name:** _____



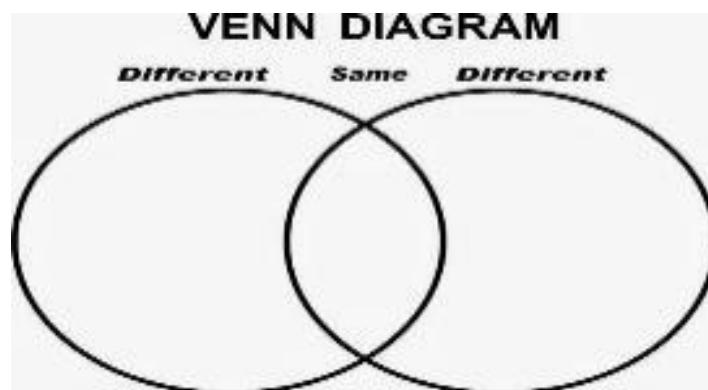
- K/W/L Chart – Students write down what they KNOW prior to the lesson, what they WANT to know, and finally, what they LEARNED.

K-W-L CHART

K What I Know	W What I Want to Know	L What I Learned



- Venn Diagram – Students draw 2 overlapping circles for similarities & differences.



SUBSTITUTE KIT SUGGESTIONS

(You will build this over time)

Substitute Handbook

Substitute Teacher Report

Name tags

Printed copy of classroom expectations

Age-appropriate books (for elementary school – check with the school librarian/media specialist for suggestions)

Pencils

Crayons

Post-It Notes

Scissors

Glue Sticks

Band-Aids

Disposable gloves

Baggies

Hand sanitizer