

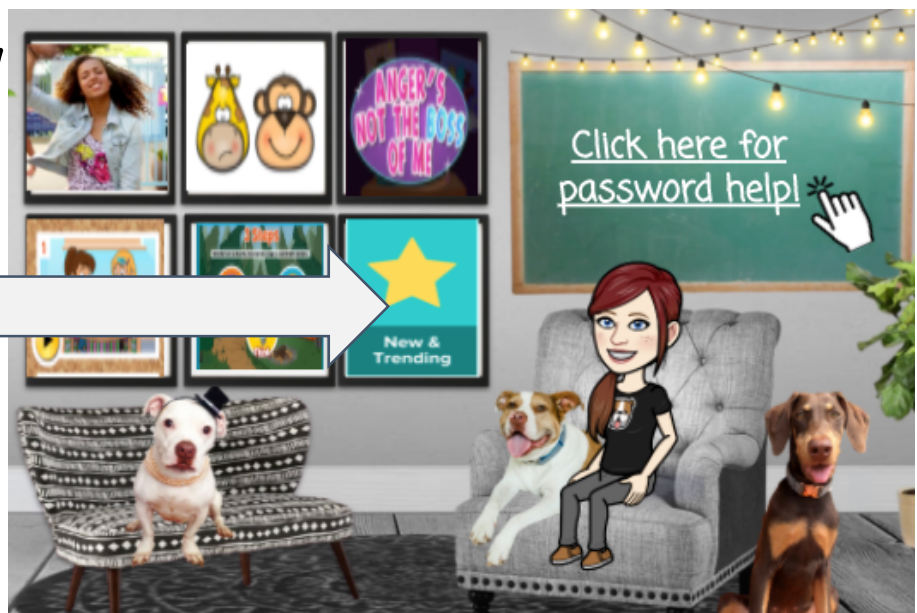
Brain Pop How To!

Here is how to get to our Brain Pop Lessons for guidance:

1: On Ms. Filtng's Canvas page
Click on your grade level

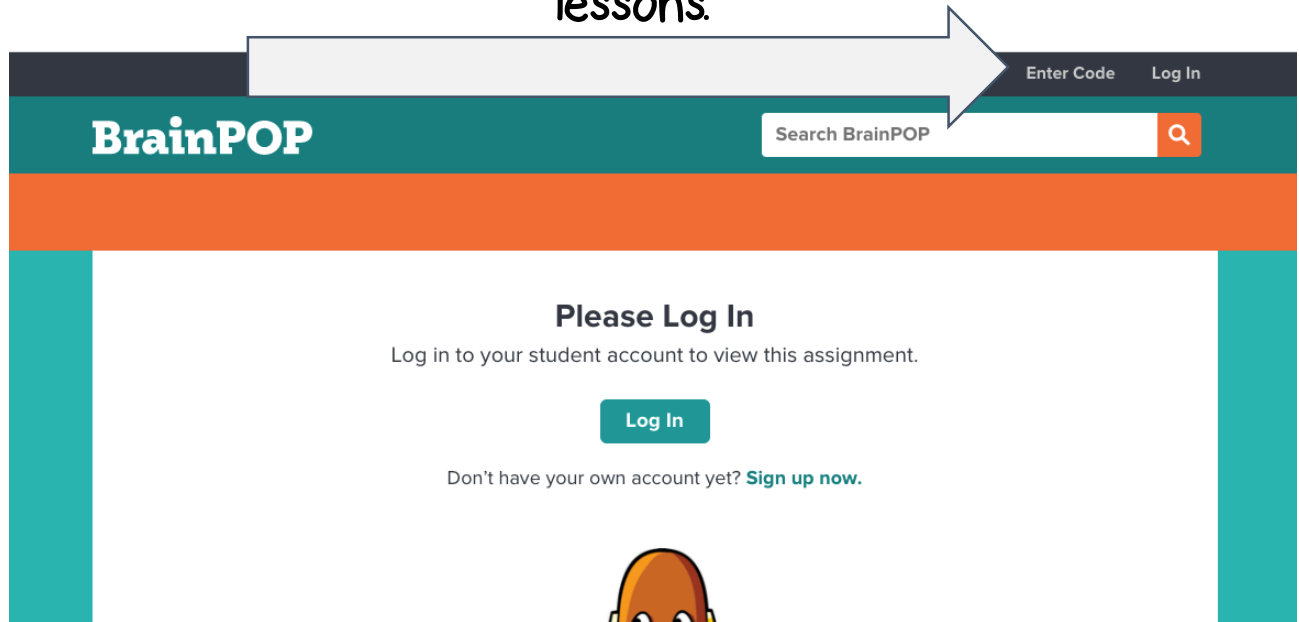


2: Click on the yellow star that says "New & Trending"



3: If you haven't entered our class code before click enter code at the top.

If you have done this step go to your dashboard to see the lessons.



4: Enter your class code:

1st: strong 7 5 8 4

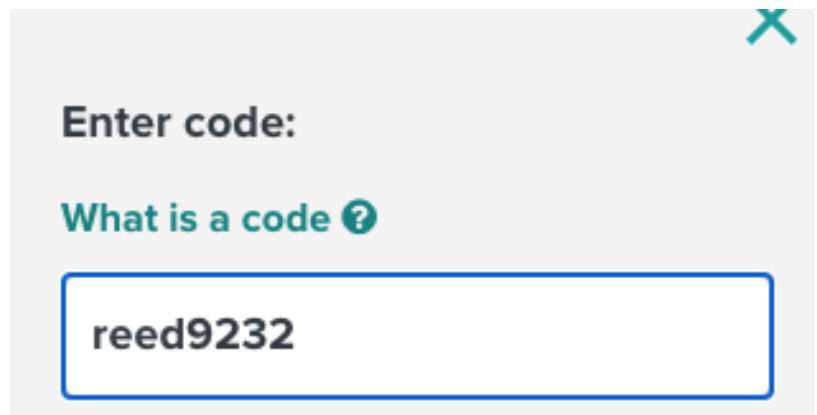
2nd: reed 9 2 3 2

3rd: movie 4 2 2 0

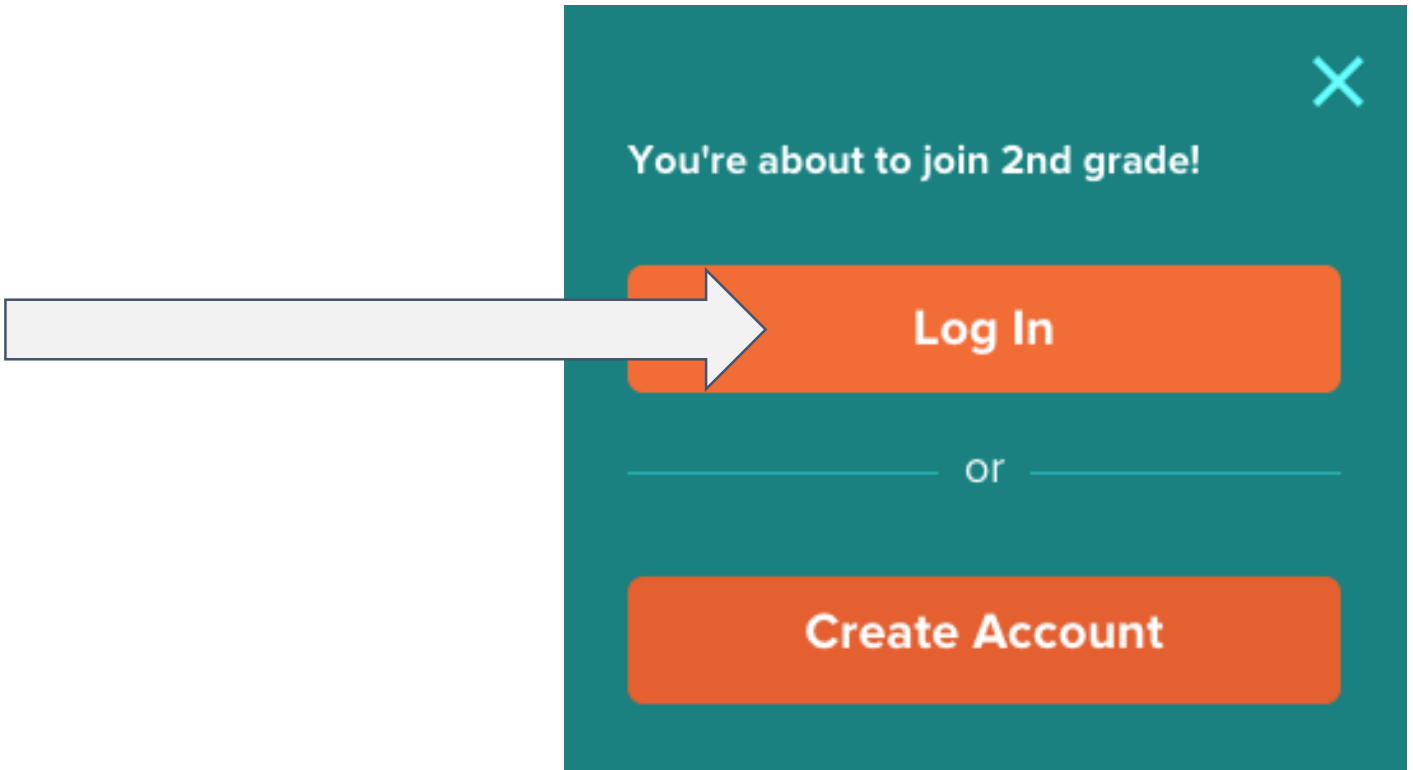
4th: daily 4 7 0 3

5th: falcon 6 4 3 1

*you shouldn't need to enter this in the future



5: Now it will ask you to log in.



Login information:
Username: Your student
ID (S+ #)

Password: panthers!

A screenshot of the same teal-colored login interface, but now showing input fields. The text 'You're about to join 2nd grade!' is at the top. Below it, the label 'Student username:' is followed by a white rounded rectangular input field containing the text 'PESTestStudent'. Below that, the label 'Student password:' is followed by a white rounded rectangular input field with a blue border, containing several dots and a vertical cursor. At the bottom, there is an orange rounded rectangular button with the text 'Log In' in white.

6: After you have logged in go to your dashboard to find your lessons!



Assignments

Assignments

All Classes

Current Assignments



Brain Assignment 1

5th grade



Eating Right Assignment

2nd grade



Asthma Assignment

2nd grade